

BLOCK





## BLOCK

---

BLOCK, at its core, is a powerful light engine fused to a timeless geometric aluminum shell, combines performance with large-area, visible light and in that way is ideally qualified for representative areas such as malls or entrance areas. A diffusion dome hidden inside the shade makes for a pleasant surprise when you look up.



### INSTALLATION


Single power cable or stem for a minimalist look.

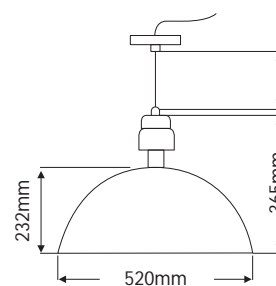


### RELIABLE

Branded component ensure the lighting have reliable quality




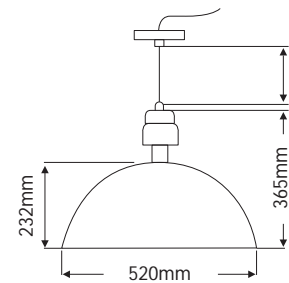
Product series	BLOCK
Pan/tilt range	General lighting
Mounting	Pendant
Lighting technology	LED
Lamp Base	E27
Light colour White	3000K, 4000K, 5000K
Cooling	Passive
Supply unit	Driver integrated
Luminaire colour	RAL 9005 jet black RAL 9016 traffic white Special colours on request
Surface	Structure powder-coated
Nominal voltage	220 - 240 V, 50/60Hz
Lighting controls	On request
Weight	2.1kg
Test seal	



### Code composition/ Composizione del codice

Model	Pedestal	color	size	FUNTION
GMR012	E27	WH	520*365mm	ON/OFF DIM/DALI

Product series	BLOCK
Pan/tilt range	General lighting
Mounting	Pendant
Lighting technology	LED
Lamp Base	E27
Light colour White	3000K, 4000K, 5000K
Cooling	Passive
Supply unit	Driver integrated
Luminaire colour	RAL 9005 jet black RAL 9016 traffic white Special colours on request
Surface	Structure powder-coated
Nominal voltage	220 - 240 V, 50/60Hz
Lighting controls	On request
Weight	2.1kg
Test seal	



**Code composition/ Composizione del codice**

Model	Pedestal	color	size	FUNTION
GMR012	E27	BK	520*365mm	ON/OFF DIM/DALI