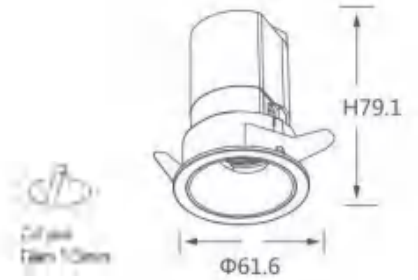



Product series	DELA-Y
Application areas	Accent lighting
Pan/tilt range	Tilt
Mounting	Recessed
Lighting technology	LED
LED Luminous Flux Class	120LM/W
Light colour White	2700K, 3000K, 3000K - Efficient White, 3000K - Brilliant Colour, 3500K, 4000K
Cooling	Passive
Supply unit	Driver Separated
Luminaire colour	RAL 9005 jet black RAL 9016 traffic white Special colours on request
Surface	Structure powder-coated
Nominal voltage	220 - 240 V, 50/60Hz
Lighting controls	On Request
Weight	Approx. 0.20kg



### Code composition/ Composizione del codice

Model	Power	Light flux	Cut-off size	Size	Beam Angle	FUNTION
GMC222	7W	70LM/W	55mm	61.6*79.1mm	15°/24°/38°/55°	ON/OFF DIM/DALI/0-10V



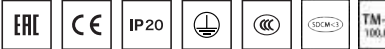
### Accessories

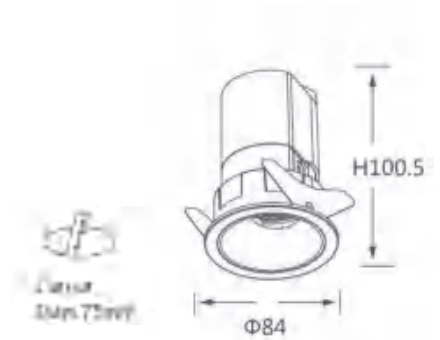


SOLITE  
SOFTENING  
LENS




HONEY  
COMB

Product series	DELA-Y
Application areas	Accent lighting
Pan/tilt range	Tilt
Mounting	Recessed
Lighting technology	LED
LED Luminous Flux Class	120LM/W
Light colour White	2700K, 3000K, 3000K - Efficient White, 3000K - Brilliant Colour,3500K, 4000K
Cooling	Passive
Supply unit	Driver Separated
Luminaire colour	RAL 9005 jet black RAL 9016 traffic white Special colours on request
Surface	Structure powder-coated
Nominal voltage	220 - 240 V, 50/60Hz
Lighting controls	On Request
Weight	Approx. 0.20kg
Test seal	



### Code composition/ Composizione del codice

Model	Power	Light flux	Cut-off size	Size	Beam Angle	FUNTION
GMG222	12W	70LM/W	75mm	84*100.5mm	15°/24°/38°/55°	ON/OFF DIM/DALI/0-10V
		15°-3000K-CRI90	24°-3000K-CRI90	38°-3000K-CRI90		



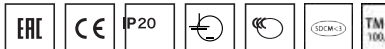
### Accessories

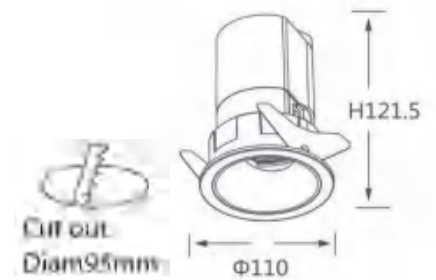


SOLITE  
SOFTENING  
LENS



HONEY  
COMB

Product series	DELA-Y
Application areas	Accent lighting
Pan/tilt range	Tilt
Mounting	Recessed
Lighting technology	LED
LED Luminous Flux Class	120LM/W
Light colour White	2700K, 3000K, 3000K - Efficient White, 3000K - Brilliant Colour, 3500K, 4000K
Cooling	Passive
Supply unit	Driver Separated
Luminaire colour	RAL 9005 jet black RAL 9016 traffic white Special colours on request
Surface	Structure powder-coated
Nominal voltage	220 - 240 V, 50/60Hz
Lighting controls	On Request
Weight	Approx. 0.20kg
Test seal	



### Code composition/ Composizione del codice

Model	Power	Light flux	Cut-off size	Size	Beam Angle	FUNTION
GMG222	20W	70LM/W	95mm	110*121.5mm	15°/24°/38°/55°	ON/OFF DIM/DALI/0-10V

15°-3000K-CRI90

24°-3000K-CRI90

38°-3000K-CRI90




### Accessories

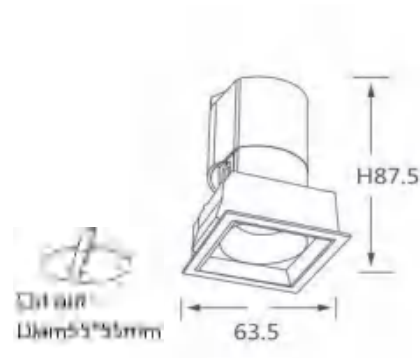



SOLITE  
SOFTENING  
LENS



HONEY  
COMB

Product series	DELA-Y
Application areas	Accent lighting
Pan/tilt range	Tilt
Mounting	Recessed
Lighting technology	LED
LED Luminous Flux Class	120LM/W
Light colour White	2700K, 3000K, 3000K - Efficient White, 3000K - Brilliant Colour, 3500K, 4000K
Cooling	Passive
Supply unit	Driver Separated
Luminaire colour	RAL 9005 jet black RAL 9016 traffic white Special colours on request
Surface	Structure powder-coated
Nominal voltage	220 - 240 V, 50/60Hz
Lighting controls	On Request
Weight	Approx. 0.20kg
Test seal	



### Code composition/ Composizione del codice

Model	Power	Light flux	Cut-off size	Size	Beam Angle	FUNTION
GMG222	7W	70LM/W	55*55mm	63.5*63.5*87.5mm	15°/24°/38°/55°	ON/OFF DIM/DALI/0-10V
15°-3000K-CRI90		24°-3000K-CRI90		38°-3000K-CRI90		




### Accessories

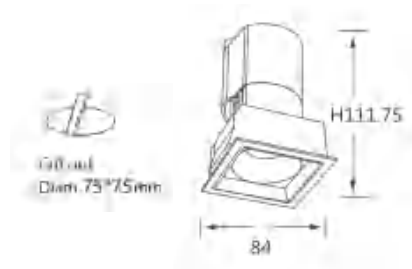



SOLITE  
SOFTENING  
LENS




HONEY  
COMB

Product series	DELA-Y
Application areas	Accent lighting
Pan/tilt range	Tilt
Mounting	Recessed
Lighting technology	LED
LED Luminous Flux Class	120LM/W
Light colour White	2700K, 3000K, 3000K - Efficient White, 3000K - Brilliant Colour,3500K, 4000K
Cooling	Passive
Supply unit	Driver Separated
Luminaire colour	RAL 9005 jet black RAL 9016 traffic white Special colours on request
Surface	Structure powder-coated
Nominal voltage	220 - 240 V, 50/60Hz
Lighting controls	On Request
Weight	Approx. 0.20kg
Test seal	



### Code composition/ Composizione del codice

Model	Power	Light flux	Cut-off size	Size	Beam Angle	FUNTION
GMG222	12W	70LM/W	75*75mm	84.5*84.5*111.5mm	15°/24°/38°/55°	ON/OFF DIM/DALI/0-10V
15°-3000K-CRI90			24°-3000K-CRI90		38°-3000K-CRI90	




### Accessories

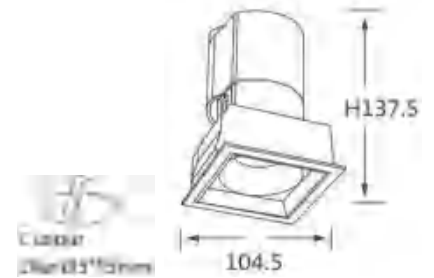



SOLITE  
SOFTENING  
LENS




HONEY  
COMB

Product series	DELA-Y
Application areas	Accent lighting
Pan/tilt range	Tilt
Mounting	Recessed
Lighting technology	LED
LED Luminous Flux Class	120LM/W
Light colour White	2700K, 3000K, 3000K - Efficient White, 3000K - Brilliant Colour, 3500K, 4000K
Cooling	Passive
Supply unit	Driver Separated
Luminaire colour	RAL 9005 jet black RAL 9016 traffic white Special colours on request
Surface	Structure powder-coated
Nominal voltage	220 - 240 V, 50/60Hz
Lighting controls	On Request
Weight	Approx. 0.20kg
Test seal	



### Code composition/ Composizione del codice

Model	Power	Light flux	Cut-off size	Size	Beam Angle	FUNTION
GMG222	20W	70LM/W	95*95mm	104.5*104.5*137.5mm	15°/24°/38°/55°	ON/OFF DIM/DALI/0-10V
15°-3000K-CRI90			24°-3000K-CRI90		38°-3000K-CRI90	



### Accessories



SOLITE  
SOFTENING  
LENS



HONEY  
COMB