



DOTA

A clear, grazing or diffusive lighting, displaced on turning axis. The aluminum support allows light beams and source orientation, granting a complete rotation and creating accent or wide lighting. DOTA is light always on the move. It is available in different versions, both in white or black finish.



SLIM SIZE
The track system is more slim in low voltage





EASY INSTALLATION




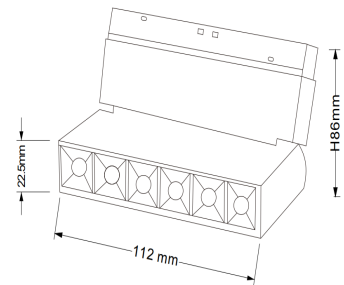
RA
High CRI up to 97



RELIABLE
Branded component ensure the lighting have reliable quality



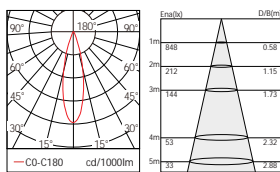
Product series	DOTA
Application areas	Accent lighting
Mounting	Power Track
Lighting technology	LED
LED Luminous Flux Class	120LM/W
Light colour White	2700K, 3000K, 3500K, 4000K, 5000K
Cooling	Passive
Supply unit	Driver Separated
Luminaire colour	RAL 9005 jet black RAL 9016 traffic white Special colours on request
Surface	Structure powder-coated
Nominal voltage	DC48V
Lighting controls	On Request
Weight	0.23kg
Test seal	




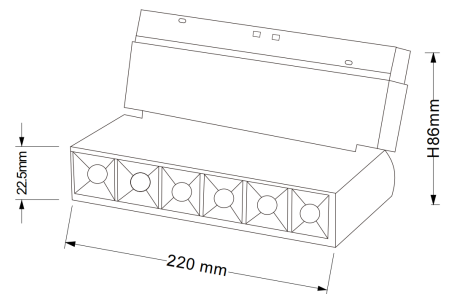
Code composition/ Composizione del codice

Model	Power	Light flux	Size	Beam Angle	Voltage	CRI	FUNTION
GMT201	6W	80LM/W	L112*W22.5*H86	24°	48V	90	ON/OFF DIM/DALI

24°-3000K-CRI90



Product series	DOTA
Application areas	Accent lighting
Mounting	Power Track
Lighting technology	LED
LED Luminous Flux Class	120LM/W
Light colour White	2700K, 3000K, 3500K, 4000K, 5000K
Cooling	Passive
Supply unit	Driver Separated
Luminaire colour	RAL 9005 jet black RAL 9016 traffic white Special colours on request
Surface	Structure powder-coated
Nominal voltage	DC48V
Lighting controls	On Request
Weight	0.26kg
Test seal	



Code composition/ Composizione del codice

Model	Power	Light flux	Size	Beam Angle	Voltage	CRI	FUNTION
GMT201	12W	80LM/W	L220*W22.5*H86	24°	48V	90	ON/OFF DIM/DALI

24°-3000K-CRI90

