





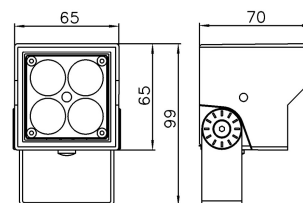








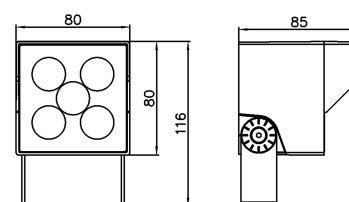
Product series	TOKEN
Pan/tilt range	General lighting
Mounting	Tilt
Lighting technology	LED COB
Light colour White	2700K 3000K 3500K 4000K
Cooling	Passive
Supply unit	Driver Separated
Luminaire colour	RAL 9005 jet black RAL 9006 white aluminium RAL 9016 traffic white Special colours on request
Surface	Structure powder-coated
Nominal voltage	DC24V
Lighting controls	On Request
Test seal	     



**Code composition/ Composizione del codice**







Model	Power	Light flux	Size	Beam angle	Function
GMR054	8W	60lm/w	L65*W65*H99mm	10°/15°/30°/45°/60°	ON/OFF

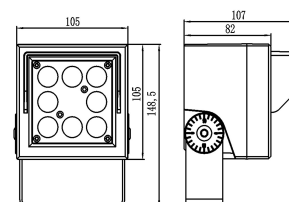
Product series	TOKEN
Pan/tilt range	General lighting
Mounting	Tilt
Lighting technology	LED COB
Light colour White	2700K 3000K 3500K 4000K
Cooling	Passive
Supply unit	Driver Separated
Luminaire colour	RAL 9005 jet black RAL 9006 white aluminium RAL 9016 traffic white Special colours on request
Surface	Structure powder-coated
Nominal voltage	DC24V
Lighting controls	On Request
Test seal	     



### Code composition/ Composizione del codice


Model	Power	Light flux	Size	Beam angle	Function
GMR054	12W	60lm/w	L80*W80*H116	10°/15°/30°/45°/60°	ON/OFF

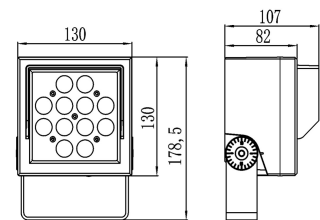
Product series	TOKEN
Pan/tilt range	General lighting
Mounting	Tilt
Lighting technology	LED COB
Light colour White	2700K 3000K 3500K 4000K
Cooling	Passive
Supply unit	Driver Separated
Luminaire colour	RAL 9005 jet black RAL 9006 white aluminium RAL 9016 traffic white Special colours on request
Surface	Structure powder-coated
Nominal voltage	DC24V
Lighting controls	On Request
Test seal	     



### Code composition/ Composizione del codice

Model	Power	Light flux	Size	Beam angle	Function
GMR055	18W	60lm/w	L105*W105*H148.5	10°/15°/30°/45°/60°	ON/OFF

Product series	TOKEN
Pan/tilt range	General lighting
Mounting	Tilt
Lighting technology	LED COB
Light colour White	2700K 3000K 3500K 4000K
Cooling	Passive
Supply unit	Driver Separated
Luminaire colour	RAL 9005 jet black RAL 9006 white aluminium RAL 9016 traffic white Special colours on request
Surface	Structure powder-coated
Nominal voltage	DC24V
Lighting controls	On Request
Test seal	



### Code composition/ Composizione del codice

Model	Power	Light flux	Size	Beam angle	Function
GMR055	24W	60lm/w	L130*W130*H178	10°/15°/30°/45°/60°	ON/OFF